

# BISHOP ULLATHORNE

## CATHOLIC SCHOOL

### Transition Booklet 2023



**My name is...**

**My primary school is...**



## Our school prayer

Heavenly Father,

Thank you for the unique gifts and talents that overflow from our school community.

We pray that we can do wonderful things with the power and knowledge of God's love.

Help us to grow in compassion that we may become examples of understanding and love.

Help us to grow in eloquence so that our words can make a positive impact.

Help us to grow in attentiveness so that we can assist the needs of others.

Help us grow in wisdom and curiosity to reach our full potential.

Help us to grow in faith actively following You.

You have united us as one family and as one family we will grow.

Bishop Ullathorne pray for us.

**Amen**

# Starting Secondary School

Welcome to Bishop Ullathorne! We are delighted that you have chosen to join our school community and we are really looking forward to welcoming you as one of our new Year 7 students. We hope that you will find this Transition Booklet useful.

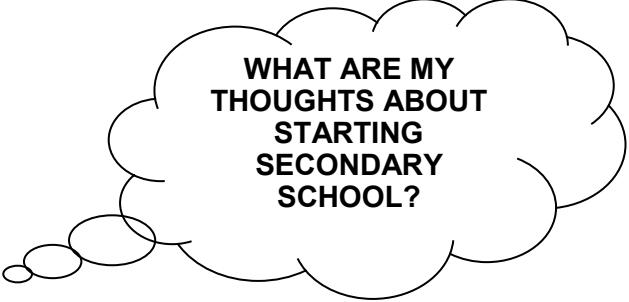
Starting secondary school is an exciting time in your life, although it can also feel a little scary and uncertain too as you embrace the new routines and opportunities that secondary school life has to offer.

There are many things to look forward to about starting secondary school. You will make friendships that will last for the rest of your life. You will also learn and experience a range of subjects and skills.

By taking a moment to think about some of the questions and ideas in this booklet, it will help you to get ready for your exciting new adventure and hopefully answer a lot of the questions you may have.

All of our staff are looking forward to meeting you on our Transition Day in July and welcoming you as a new Year 7 to our wonderful school in September.

Ms Maxwell, Head of Year 7  
Mrs Brown, Assistant Headteacher  
and all of our Transition Team




**WHAT ARE MY  
THOUGHTS ABOUT  
STARTING  
SECONDARY  
SCHOOL?**

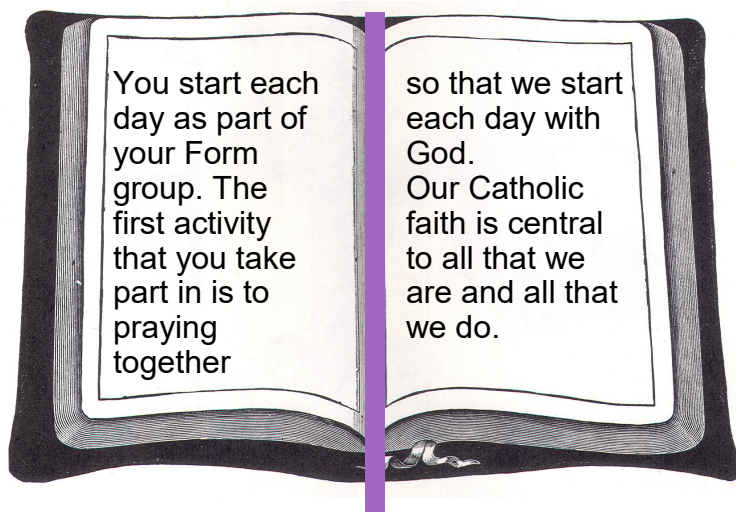


## Form groups

**When you join Bishop Ullathorne you will be placed in a Form group. This is your special “Family” group, led by your Form Tutor. In your new Form group, you will have at least one friend from your primary school who is starting Bishop Ullathorne with you.**



## Morning prayer




You start each day as part of your Form group. The first activity that you take part in is to praying together

so that we start each day with God. Our Catholic faith is central to all that we are and all that we do.

An illustration featuring six dark blue silhouettes of people in various poses of discussion and thought. Above them is a complex network of green circular nodes connected by thin lines. These nodes are linked to a variety of icons representing digital technology and business concepts, including a smartphone, a laptop, a lightbulb, a speech bubble, a magnifying glass, a bar chart, a pie chart, a globe, a cloud, a gear, a document, a mail icon, a play button, and a search icon. The background is white with faint, light blue geometric patterns.

## Subjects

Those subjects are: RE, English, mathematics, science, history, geography, drama, art, music, Spanish, French, product design, textiles, catering, computing, PE and CPSHE.

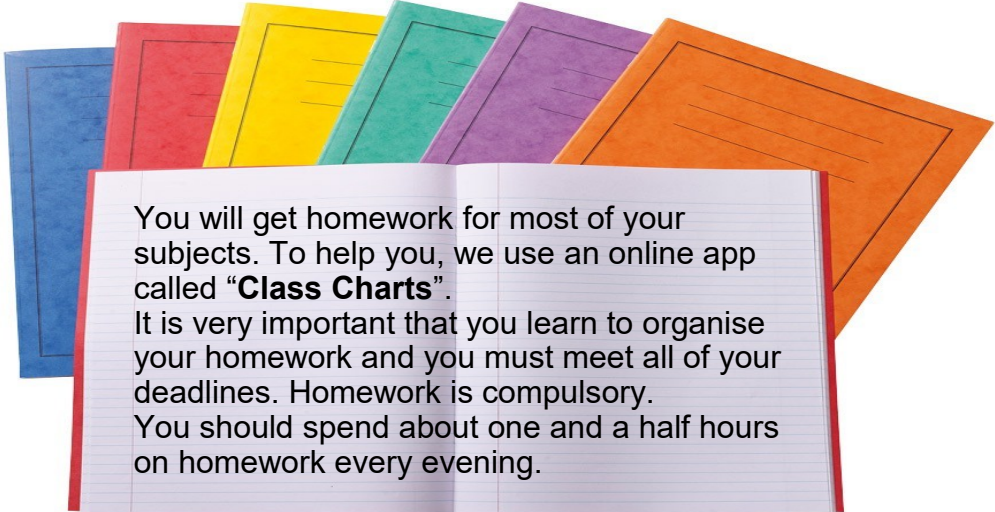


# Timetable

To fit all the subjects in, we use a two week timetable separated into Week A and Week B. An example of a timetable is shown below. You will get your own individual timetable in September.

	P1 (9.00-10.00)	P2 (10.00-11.00)	P3 (11.30-12.30)	P4 (12.30-1.30)	P5 (2.05-3.05)
<b>Monday A</b>	English 2 07V/En LI	Computing 57 07r/Cr1 KBR	History 8 07V/Hi CHA	Computing 57 07r/Cr1 KBR	Mathematics 46 7rHypatia EMC
<b>Tuesday A</b>	CPSHE L2 07JC/Cp JCX	English 2 07V/En LI	Mathematics 46 7rHypatia EMC	PE Hall B 07r/Pe1 MAN	Mathematics 46 7rHypatia EMC
<b>Wednesday A</b>	Geography 14 07V/Gg LDO	Music MST 07V/Mu WDA	Religious Ed 53 07V/Re LMA	English 2 07V/En LI	Science L2 07V/Sc JCX
<b>Thursday A</b>	Science L2 07V/Sc JCX	Geography 14 07V/Gg LDO	PE Hall B 07r/Pe1 MAN	History 8 07V/Hi CHA	Religious Ed 53 07V/Re LMA
<b>Friday A</b>	French 42 07V/Fr SDU	English 2 07V/En LI	Mathematics 46 7rHypatia EMC	Spanish 43 07V/Sp RO	Science L2 07V/Sc JCX
<b>Monday B</b>	English 2 07V/En LI	Religious Ed 53 07V/Re LMA	PE Hall B 07r/Pe1 MAN	Computing 57 07r/Cr1 KBR	Mathematics 46 7rHypatia EMC
<b>Tuesday B</b>	CPSHE L2 07JC/Cp JCX	Science L2 07V/Sc JCX	Religious Ed 53 07V/Re LMA	History 8 07V/Hi CHA	Mathematics 46 7rHypatia EMC
<b>Wednesday B</b>	PE Hall B 07r/Pe1 MAN	Computing 57 07r/Cr1 KBR	Computing 57 07r/Cr1 KBR	English 2 07V/En LI	Spanish 43 07V/Sp RO
<b>Thursday B</b>	Religious Ed 53 07V/Re LMA	Mathematics 46 7rHypatia EMC	Science L2 07V/Sc JCX	English 2 07V/En LI	Drama DRS 07V/Dr JMO
<b>Friday B</b>	English 2 07V/En LI	Mathematics 46 7rHypatia EMC	Geography 14 07V/Gg LDO	Science L2 07V/Sc JCX	French 42 07V/Fr SDU

The timetable contains the **subject** the **teacher code** and the **room number**.



You will get homework for most of your subjects. To help you, we use an online app called “**Class Charts**”.

It is very important that you learn to organise your homework and you must meet all of your deadlines. Homework is compulsory.

You should spend about one and a half hours on homework every evening.



## Self-organisation — a key skill

**Helpful hint**—Have a ‘book box’.

Have a “book box”, in your bedroom to keep all of your school books in. A plastic one with a lid is useful as then you can stick a copy of your timetable on it and can refer to it easily. This helps keep everything in one place. A cardboard box would work as well.

You have five lessons each day and must always bring in the correct books and equipment. Each evening when you get home, unpack the books in your bag, place them in the book box and pack what is needed for the next day. Use your timetable to help you.

Do not try to carry all your books in your bag—there are too many! Remember, you have to carry your bag and coat around with you all day!



# School uniform

Always make sure that you are wearing the full correct uniform.

A black blazer with the school crest on the front pocket.

A clip-on school tie. This must be worn at all times.

Remember: no jeans, jeggings or tight fitting skirts or trousers.

You are allowed to wear a watch and one pair of earrings.

School tartan knee-length skirt or smart black, full length tailored-fit trousers.

Smart black, full length tailored-fit trousers.

Smart, black leather or leather-look shoes. They must be plain black without any logos or coloured stripes on them.





# Lunchtimes

9

We have two lunch breaks: 11am to 11.30am and 1.30pm to 2pm.  
During the breaks, you can do any of the following:

- eat lunch in the canteen, either a bought meal or a packed lunch
- go to the Year 7 playground
- go to the Library
- attend one of the many clubs and enrichment opportunities on offer. We expect students to attend at least one club.

Good to know: for the first couple of weeks you will go to the canteen early so that you can get used to how it works.



## Making friends

There will be lots of new students in your year. If you know other students already from your primary school, don't just stick with them. This is a wonderful opportunity to widen your friendship circle.

Be particularly welcoming to all students. Lots of them will have come from a primary school on their own.

Can you imagine how that would feel?

## Travelling to school

Most of you are used to walking to school. Travelling to secondary school is often very different as you may have further to travel.

Make sure that you have discussed travel arrangements with your parent/ carer so that you know how you are getting to and from school each day.

Many students travel by bus—either by a designated school bus or a West Midlands public bus.

Always...

- have your bus pass or the correct bus fare
- check you get on the right bus. Check the number carefully before you board the bus.

For the first couple of weeks you will finish your last lesson a few minutes early to give you more time to get used to catching the bus.

**Top tip**—familiarise yourself with the bus stop near your home so you know where to get on and off.



If you are walking, make sure you know the route to and from school. Always be mindful of traffic and cross the roads carefully. **Use Gate 2 to enter school and Gate 1 to exit.**

If you are travelling by car, non-staff cars are not allowed on our school site for safety reasons so make sure you have agreed with your parent where you are being collected from.

# Main differences

11

You may travel independently for the first time. You may use public transport to school.

There are many more students than in primary school. In Year 7 there are seven Form groups (a bit like your current Year 6 class) but you are divided into eight teaching groups for lessons.

As well as more students, there are also more staff, classrooms and you learn more subjects than at primary school.

You move around the school going to different classrooms for different subjects using your own personalised two-week timetable. You carry round all your books and equipment.

You must bring your own suitably sized rucksack or large bag, which contains a well stocked pencil case. You are responsible for all of your belongings.



**We expect you  
to be well-  
organised.**

## Helpful Hints

As you move around school, keep to the left on the stairs and in the corridors.

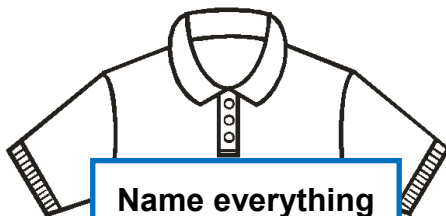
Address staff as "Miss" or "Sir" at all times. For example, when answering the register, you would say "Yes, Miss" or "Yes, Sir".

Listen carefully to instructions but ask if you are unsure. Do not suffer in silence!



If you don't feel well or have hurt yourself, tell a teacher and we will help you.

Get to your lessons (and buses at the end of the day) on time.



**Name everything** including your uniform, school bag, PE kit, PE bag, pencil case and books.

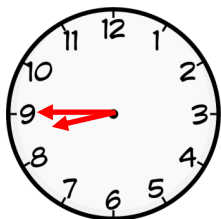
Keep a copy of your timetable in your blazer pocket so that you can refer to it quickly and easily.



**Finally...keep this booklet safe. Read it several times. It contains a lot of information.**

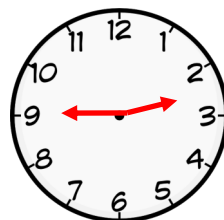
# Transition Day

A reminder of the key information that you need for  
**Wednesday 5 July 2023**



## Time

8.45am to 2.45pm



## Equipment

Bring a named bag, water in a named water bottle and a pencil case with a few pens and pencils.



## Food and drink

A hot meal for lunch and a snack will be provided by the school on this day. Remember to bring your own named bottle of water.

## Travel

Please make your own travel arrangements to and from Bishop Ullathorne school. Unfortunately you will not be able to use our school buses on this day.



## Medication

Bring any named medication with you (eg inhaler).



## Meet your key staff

There are a lot of staff at Bishop Ullathorne but here are the main ones to learn now so that you can recognise us when you see us!



**Mr Billings  
Headteacher**



**Mrs Boyle  
Deputy  
Headteacher**



**Mrs Brown  
Assistant Headteacher  
attached to Year 7**



**Ms Maxwell  
Head of Year 7**



**Miss Greenway  
Pastoral Support**




**Mrs Salter  
Special Needs & Disability  
Coordinator**



**Lauren Stundon  
Lay Chaplain**





## Our school mission statement

*Our Mission is to be an  
active Christian community of  
love and service,  
where all feel they  
belong and are valued.*

*We will help  
each other to recognise  
the gifts of God within us,  
to search for excellence  
and to foster the development  
of our true self.*

