


Year 8 Art War and Conflict- German Expressionists

a. Art key words

Formal Elements	The parts used to make a piece of artwork.
Analogous colours	Colour next to each other on the colour wheel.
Mark making	describes the different lines, dots, marks, patterns, and textures we create in an artwork.
Monochrome	Light and dark tones of a singular colour.
Hatching and cross hatching	refers to a shading technique that implies shade, tone, or texture. The technique is done with a series of thin, parallel lines that give the appearance of shadow in varying degrees.
Stippling	the creation of a pattern simulating varying degrees of solidity or shading by using small dots.
Foreground	The area of an image—usually a photograph, drawing, or painting—that appears closest to the viewer.
Background	The area of an artwork that appears farthest away from the viewer; also, the area against which a figure or scene is placed.
Palette	<p>Palette</p> <p>1. The range of colours used by an artist in making a work of art; 2. A thin wooden or plastic board on which an artist holds and mixes paint.</p>

Skills: Mark making to create texture/tonal value


Line and linear drawing



Artists: Max Beckerman
Ernest Barlack
Otto Dix
Käthe Kollwitz
Franz Marc

German expressionism was an early twentieth century German art movement that emphasized the artist's inner feelings or ideas over replicating reality, and was characterised by *simplified shapes, bright colours and gestural marks or brushstrokes.*


Expressionism refers to art in which the image of reality is distorted in order to make it expressive of the artist's inner feelings or ideas



Edvard Munch 'The scream' 1893'

Artists:
Edvard Munch
Wasilly Kandinsky
Egon Schiele
Paul Klee

Observational drawing from source. complete work of art and, more specifically, to the way in which all its elements work together to produce an overall effect. *The main types are:*



Home learning tasks:

1. Texture and mark making page
2. Art analysis and copy
3. Image collage
4. Planning composition



Symmetrical



asymmetrical



Radial symmetry