



# Year 9 - Art Textiles - Natural Forms


1. Keywords	
Aesthetics	The overall look of something, to study its appeal and beauty
Annotation	Notes or explanations added to a piece of work to explain your thinking
Texture	The quality of something that can be decided by touch
Techniques	A practical skill learnt in Art Textiles such as printing, embroidery
Poly printing	A printing techniques where marks are left in Styrofoam and then ink rolled
Natural Form	an objects in nature in its original form. Examples:- Leaves, flowers, pine cones, sea weed, shells, bones, insects, stones, fossils, crystals, feathers,
Image Page	A page covered in images which reflects a theme
Theme	The main focus or subject of the work
Reflective	To think about and analyse your thoughts and ideas



5. Artist—Anya Gallaccio  
A British textile artists that creates installation art based on organic and natural matter.



6. Artist—Cas Holmes  
A multi media textile artist that works with found materials and stitch





2. Assessment Objective 1—Researching for a project  
What you should include in your sketchbook  
A Theme Mind Map – Mind map all the things you can think of relating to your topic! Include images if you want to.  
Image Page – Collect images linked to your theme into an image page – annotate keywords about the images / theme.  
Artist / Designer Analysis – Look at an existing artist or designer and complete an analysis of their work

3. Assessment Objective 3—Annotation of work  
What should you include in your sketchbook. You need to annotate your work through out and be reflective.  
Describe—What? What is it that you have made?  
Explain—How? How did you do it? What techniques did you use? How does it fit the brief?  
Reflect—Why? Why did you use those techniques? Why did it work/not work? What might you do differently next time? How will you use this in the future of your pro-

4. Assessment Objective 2 and 4—Techniques  
The techniques you will focus on this project are:  
Mono Printing  
Poly Printing  
Ink work



8. Artist—Yellena James  
An illustrator that works with under the sea theme and specialises in silk and gutta work



7. Artist—Caroline Dangerfield  
A freelance artist that explores landscapes and nature in her local area.

