

# Year 9 - Art Textiles - Under the microscope

## 1. Keywords

Decoration	Features that are added to something in order to make it look more attractive
Style	The style of a piece of work is its design and appearance
Refine	Making small changes to make something better
Couching	A textiles techniques where thread or wool is attached to fabric.
Tyvek	A fabric which can be heat manipulated and warped with heat.
Experimentation	Trying out of a new idea or method in order to see what it is like and what effects it has.
Explore	An idea or suggestion, you think about it or comment on it in detail, in order to assess it carefully.
Pattern	An arrangement of lines or shapes, especially a design in which the same shape is repeated at regular intervals over a surface.
Development	The process or result of making an idea better over time.

### 5. Artist—Klari Reis

An American artist that use fabrics and epoxy resin to create petri dish style art.



### 6. Artist—Makiko Wakisaka

A Japanese soft sculpture artist, which looks at close up of leaf veins and hand machine stitch.



### 2. Assessment Objective 1—Analysing an artists work

Introduce the work of your designer or artist (key facts only), how does their work fit into trends at the time it was produced or current trends? Consider what key features appear regularly in your designers work, why might that be? What colours do they use a lot of? What effect does this give? Explain what you like / dislike about the designs and why that is. What techniques has the designer used? Why? Could different techniques be used to create different effects? How will this designer inspire your work? How does the designer fit into the theme? What techniques will you sample? Why?

### 3. Assessment Objective 3—Annotation of work

What should you include in your sketchbook. You need to annotate your work through out and be reflective.

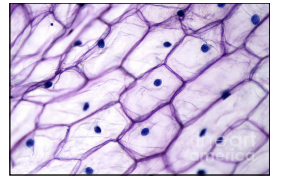
What textile techniques have you used in your designs? Why? How does it link to the samples you have done?

Is you design inspired by any of your sources? How? Why?

What materials would you use? Why?

How does this design link to your theme?

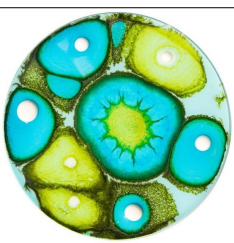
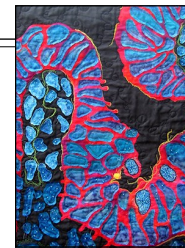
What developments would you make to your designs? Why?



### 4. Assessment Objective 2 and 4—Techniques

The techniques you will focus on this project are:

- Embellisher
- Felting
- Heat Manipulation
- Tyvek
- Couching



### 7. Artist— Laura Katherine McMillan

A trained doctor that gave up medicine to pursue a love of textiles. Her work looks at cell structures close up.



### 8. Artist—Julie Dodd

A British artist that uses papers to create repetitive patterns and shapes found in nature.

